
Remote Research With Optimal Workshop



Optimal Workshop platform overview



OptimalSort

+



Treejack

Information architecture



Chalkmark

First-click
testing



Questions

Surveys



Reframer

Qualitative
note-taking

Standard

Advanced

Participant
recruitment
services

*additional cost

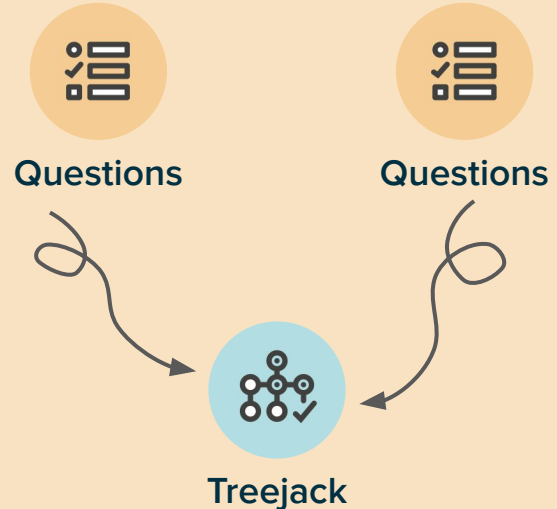
Using Questions for your project

Questionnaire

- ✓ Add logic to the study to only show relevant questions to users
- ✓ Better understand your participants to better inform your research project.
- ✓ Use Questions to add multiple screening questions or screen in different user segments

Alternate use cases

- ✓ Multi-segment screening questions



Online surveys with Questions

Blog

Welcome

Welcome to this Questions study, and thank you for agreeing to participate!

The activity shouldn't take longer than 10 to 15 minutes to complete.

Continue

Testing for 17/0w5k optimalworkshop.com



Questions

Chalkmark digitizes surveys and forms

Questions enables you to ask users a variety of open-ended, closed-ended and scale questions, and collect their answers.

This methodology enables you to rapidly gather feedback from users and ensure that participants only see the questions that are relevant to them.

Help centre

More info

Recruiting Participants

Recruiting with Optimal Workshop



What we offer

In-app and custom

In app recruitment

- Use the in-app calculator for general population demographic options and a quote price
- Quickly and easily get participants responding to your study
- Affordable way to get feedback

Advanced recruitment

- Discuss your project and ideal target group(s) with Support@optimalworkshop.com or quotes
- Spend a little more time making sure users are fit for your project

In-app recruiting

No. of participants

Age Range

Any

Choose

Country

Education level

Occupation status

Gender

Estimated cost

We could do this in **2-3 days** for **\$1,107 (NZD)**

That's **\$11.07 (NZD)** per completed response

How to get the best results

Good study design

- Keep your study under 10 minutes to complete
- Recruit in a suitable language for the country you are recruiting from
- Customize your study instructions to help participants contribute relevant information
- Utilize pre and post study questions to collect all of the additional demographic information you need

Target your ideal participants accurately

- Don't add screening questions that will reject over 66% of the general population
- If you're unsure about how well you can reach your target group with in-app demographic options reach out to Support@optimalworkshop.com
- 10-15% replacement rate is normal
- We will replace for free any low quality submissions

Recruiting with Optimal Workshop



Custom recruitment

Pre-profiling of participants

Narrow down general population to meet your project requirements

- 21 broad topics. I.e, Business and occupation, electronics and usage, hobbies and interests, finance, media
- Each of these have 10-20 sub questions, each with 2-30 answer types
- General rule: We can recruit current habits, ownership but not for future intent

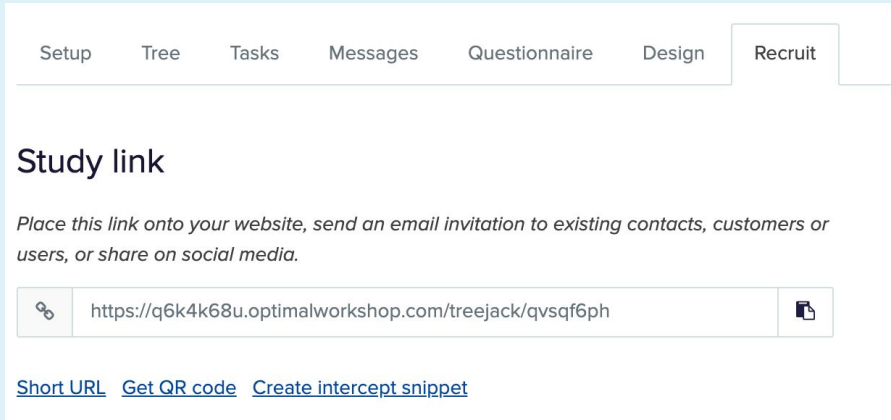
Recruiting with Optimal Workshop for quantitative users



The process

- Reach out to Support@optimalworkshop.com to tell us a little bit about:
 - Your project and research outcomes you want to get
 - Who your ideal participants are and what demographics that entails
 - What country(ies) you want to recruit from
 - Total sample size you want
- Review of panel recruitment options for feasibility and discuss
- Quote / invoice and payment (average price USD \$10-14)
- Finalize and launch your study + give us the green light to start field work
- Field work (2-3 days)
- Review and replacement field work

Recruiting your own participants



The screenshot shows a navigation menu with tabs: Setup, Tree, Tasks, Messages, Questionnaire, Design, and Recruit. The 'Recruit' tab is active. Below the menu, the heading 'Study link' is followed by the instruction: 'Place this link onto your website, send an email invitation to existing contacts, customers or users, or share on social media.' A text input field contains the URL 'https://q6k4k68u.optimalworkshop.com/treejack/qvsqf6ph' with a copy icon on the right. At the bottom, there are three links: 'Short URL', 'Get QR code', and 'Create intercept snippet'.

How to source your own participants

- Third party recruitment companies
- Recruiting your own / clients customers
- QR code
- Social media share
- Intercept snippet

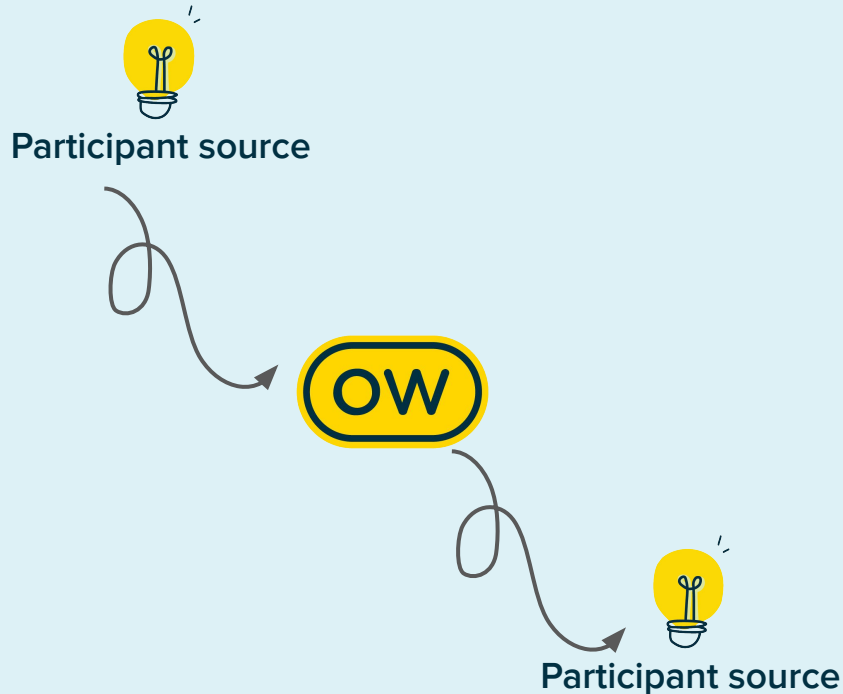
Remuneration

- Some options I have seen customers use
 - Vouchers
 - Credit for your products
 - Early access to features or products
 - Collecting identifying information for incentives

But how much?

- Some customers have advised their standard is USD \$40 for 30 minutes
- Consider the length of your study
- Consider the group you're engaging
- Check your internal guides and policies

Recruiting your own participants



Passing Identifiers and parameters

Identifier This is passed in by using 'i' and passed out using the same 'i=[ENTRY]'.

Token This is passed in by using any term, but needs to be sent out using 'XXX=[ID]' (XXX means that you can have any name for the parameter here)

Tag This is passed in using 'tag' and sent out using 'tag=[TAG]'.


URL sent to participant

`https://KiwiJoel.optimalworkshop.com/treejack/apia741ne?i=UNIQUETOKEN&PERSONA=Buyer&tag=18-29`

Connection URL

`https://KiwiJoel.optimalworkshop.com/optimalsort/514b04f2?i=[ENTRY]&Persona=[ID]&tag=[TAG]`

[Redirect URL Wizard \(click me!\)](#)



Ask us anything

Thank you!